

**518i 520i 525e
525i 528i 535i**



The BMW 5 Series. Never before was the time better to choose such a far-sighted concept.

A new age of motoring is beginning in Europe – not only in technical terms. Many discerning purchasers now see the automobile from a new, more matter-of-fact perspective. They have left behind conventional status and prestige symbols and instead take a critical look at the genuine substance a car has to offer. So while the conventional attitude was that owning an expensive car as such meant prestige and one-upmanship, the well-informed and critical motorist now measures the exclusivity of an automobile by its more intelligent technologies and high standard of all-round quality. This gives a manufacturer such as BMW, who has always been committed to the more dedicated and progressive motorist, not only a new challenge to critically consider the state of the art in automotive technology but also clear confirmation of automobile concepts BMW has been developing for years.

The BMW 5 Series – as individual as the people who drive them.

Building superior cars with discreet styling not only has a long tradition with BMW, but also a great future. And this BMW philosophy is based both on sporty dynamism and exclusive standards of automobile quality. Not least, it is also based on the demands of the true individualist. The motorist who expects his car to offer him genuine superiority as well as that distinctive touch that other cars even in the luxury range are unable to provide. The 5 Series is a particularly good example of this up-to-date exclusivity. In developing the 5 Series BMW has once again made a significant step towards automotive progress. So if you, too, share this far-sighted outlook and therefore expect more of a car particularly today, the BMW 5 Series will give you exactly what you want.

The BMW 5 Series: Pointing towards the future in exclusive medium-range motoring.

The BMW 5 Series offers a supreme and harmonious standard of performance, environmental care, all-round economy, safety and motoring comfort. Thus providing ideal quality and all-round harmony to drivers who wish to set the standard today and tomorrow. And this model range – based on an exemplary concept of security for the future – is available with a unique choice of engines and individual models to satisfy even the most specific demands.

With a BMW 5 Series you can help to preserve the environment without giving up your own interests.

It is a well-known fact that with BMW first-class technologies are not the

privilege of a few top models. Because while other manufacturers are now slowly starting to discover the advantages of sensible automotive electronics, this highly advanced technology has already become a standard feature of virtually all BMWs. The technical concepts offered by the BMW 5 Series therefore also come in a class of their own. As a result, the 5 Series is virtually unparalleled in offering an optimum standard of energy economy, environmental care and driving safety. No matter which model you choose, therefore, you can always be sure to have a car far superior to the general standard in its class.

Detailed brochures are available on the 524d, 524td, M535i/M535i catalyst and M5 mentioned in this brochure. Just contact your BMW dealer.

Some of the special equipment and metallic paintwork colours shown in this brochure are only available as optional extras and at extra charge.



BMW 525e
Optional extras: metallic paintwork, green heat-insulating glass, BMW light-alloy wheels, rear-view mirror on front passenger's door, headlight wash/wipe, foglamps, rear-seat head restraints, steel sliding/vent roof

The BMW 5 Series. Where else can you find such a wide range of technically outstanding medium-size cars for the demanding motorist?

Choose the ideal model for your purposes from a unique and truly versatile range.

BMW 518i: The most direct way of moving up to the BMW 5 Series. This car combines all the merits of the 5 Series' spacious body with the outstanding economy of a highly efficient 1.8-ltr 4-cylinder power unit developing 77 DIN kW (105 bhp). Even the 518i features L-Jetronic electronic fuel injection with automatic cut-off of the fuel supply when coasting. 5-speed gearbox and the BMW Service Interval Indicator are also standard on this car.

BMW 520i: The superior power and smoothness of a BMW 6-cylinder engine starts with the 2-ltr 520i. Developing 95 DIN kW (129 bhp), the power unit of the 520i naturally features L-Jetronic electronic fuel injection. Power steering, Service Interval Indicator, Energy Control, rev counter and disc brakes at the rear come as standard.

New: BMW 524d. The only diesel in this price and performance range with the running smoothness of a straight-six engine. For even greater motoring refinement and a lot more comfort on the road. With its specially contoured engine encapsulation, the 524d runs as quietly as a petrol-engined saloon. The engine capacity of 2.4 ltr, 63 DIN kW (86 bhp) and a high torque of 152 Nm (112 ft/lb) at just 2500 rpm provide dynamic performance for safe motoring. Power steering, rev counter and Service Interval Indicator are standard on this model, too.

BMW 524td: The BMW Turbo-Diesel combines the economy and clean emissions of a diesel with a standard of active safety unparalleled in cars of this class. 86 DIN kW (115 bhp) and 210 Nm (155 ft/lb) torque at just 2400 rpm offer exceptional dynamism for a diesel. This superior performance plus the outstanding refinement of the BMW straight-six power unit make the 524td an extremely attractive choice in its class. The model features are largely the same as on the 524d.

BMW 525e: Contrary to the i-versions of the 5 Series with their turbine-like running smoothness up to maximum engine speeds, the BMW 525e is designed for superior power and performance at low and medium revs. With its supreme torque it offers exceptional pulling force for a car of this size at very low engine speeds. Which in practice means outstanding engine flexibility and, as a result, very special driving characteristics. The combination of this engine with the BMW 4-speed automatic transmission available as an optional extra provides particular advantages. And with its comprehensive system of electronic engine control – Digital Motor Electronics – this car offers fuel economy absolutely unprecedented with petrol engines of this size. In its engine output and standard features, the BMW 525e corresponds largely to the 520i. It is also available with lambda-controlled catalyst (90 DIN kW/122 bhp) or prepared for installation of a catalyst.

BMW 525i: The car that opens up the door to the outstanding class of the large BMW 6-cylinder power units. The BMW 525i develops 110 DIN kW (150 bhp). With an even larger and more sophisticated range of fittings and appointments than the 520i – including, for example, the Check/

Control safety inspection system and larger tyres on light-alloy wheels.

BMW 528i: A car designed to fulfill even higher standards. Its range of features is larger still, also including the ABS anti-lock braking system. The performance data are truly impressive: 135 DIN kW (184 bhp) and a maximum torque of 240 Nm (177 ft/lb). The very epitome of a grand touring saloon with its dynamism and motoring refinement.

BMW 535i/M 535i: Unparalleled motoring refinement provided by the smoothness and performance of a 3.5-ltr 6-cylinder power unit. With its supreme torque and turbine-like running smoothness even at maximum revs, this engine guarantees absolute superiority in all speed ranges coupled with a unique standard of fatigue-free motoring. Sophisticated engine control by Digital Motor Electronics ensures very low fuel consumption and clean exhaust emissions. Performance data: 160 DIN kW (218 bhp) at 5500 rpm, 310 Nm (228 ft/lb) at 4000 rpm. The 535i/M 535i are also available either with a catalyst (136 DIN kW/185 bhp) or prepared for its subsequent installation.


BMW M5: The top model in the 5 Series – exclusive dynamism pointing into the future. The absolutely unique performance offered by this car is matched only by very few thoroughbred sports cars. The engine data and performance figures speak for themselves: 210 kW (286 bhp), 340 Nm (250 ft/lb) at just 4000 rpm, 3.5-ltr 24-valve power unit with Digital Motor Electronics. The result is a perfect combination of professional dynamism and rugged design for everyday motoring.

The new Shadow-Line finish for the BMW 5 Series: Exclusive understatement with sporty appeal.

The Shadow-Line finish is available as an option for all BMW 5 Series in conjunction with diamond black metallic, dolphin metallic and pewter metallic paintwork. The bumpers and both rear-view mirrors are finished in body colour, the window and rear light frames as well as the side impact strips are matt black. This provides a discreet touch of outstanding class for the true individualist.



BMW 528i
Optional extras: metallic paintwork, rear-view mirror on front passenger's door, rear spoiler, anti-theft warning system, leather upholstery, rear-seat head restraints, sunblind, radio, BMW Sound System





Optimum all-round design instead of one-sided extremes: The overall harmony of the BMW 5 Series.

BMW 535i
Optional extras: metallic paintwork, headlight wash/wipe, front and rear spoiler, rear-seat head restraints

Nowadays genuine exclusivity in motoring means first-class technologies in all areas. Which is why BMW does not seek to achieve extreme streamlining designed only for a low drag coefficient, but rather endeavours to build cars with a harmonious all-round concept. A concept which takes all current requirements into account but never neglects the most important factor: the driver and his passengers. Because a car must never be a purpose in itself. Rather it must always offer the driver optimum conditions for stress-free and relaxed motoring even when the going gets tough. Because then the driver will reach his destination safe, sound and relaxed.

People who only think about the drag coefficient of a car tend to forget other important factors.

The BMW 5 Series combines above-average streamlining with interior comfort for fatigue-free motoring. Which is what you rightly expect of a car of this kind.

The drag coefficient of the BMW 5 Series has been reduced, depending on the model, to 0.36. And this efficient streamlining results not from extreme body design and exaggerated styling, but rather from careful improvement in wind tunnel tests. So that the 5 Series fully retains its unique features and typical qualities. It goes without saying that a low drag coefficient helps to save fuel when the car is travelling at a constant high speed. But it is a fact of life that motoring usually means all kinds of driving conditions and road speeds constantly being adjusted to different requirements.

In normal traffic, therefore, one-sided streamlining hardly provides any advantages in terms of fuel economy, but means significant disadvantages when it comes to motoring comfort. Just consider the excessive heating of the passenger compartment in bright sunshine, for example.

So it is certainly essential to consider far more than just a possible improvement in streamlining. Which is precisely what BMW has done.

While certain other manufacturers still equip expensive "upmarket" cars with simple mechanical carburettors, all BMW 5 Series starting with the 518i feature electronic L-Jetronic fuel injection with cut-off of the fuel supply when coasting. And the BMW 525e, 535i, M 535i and M5 even have the Digital Motor Electronics fully computerized engine control system.

Electronic engine control for maximum economy and environmental care. At all speeds and under all conditions.

With their advanced electronic engine

control all BMW 5 Series offer outstanding economy and environmental care compared with cars fitted with conventional fuel supply and ignition systems. And they retain this economy and environmental care throughout their entire running life. Because electronic engine control systems of the type consistently used by BMW do not tend – like mechanical systems – to lose their settings and operating efficiency in the course of time. Indeed, the loss in tuning of conventional ignition and carburettor systems inevitably caused by wear, contamination and inadequate or inappropriate maintenance may mean up to 40% more fuel consumption and a considerable increase in pollution.

BMW electronic engine control: The optimum prerequisite for environmentally-minded motoring. And the ideal basis for clean exhaust emissions with the catalyst technology.

The catalyst technology is only possible with the help of electronic control systems. Which means that BMW provides the perfect starting point for the use of this technology. And at the same time BMW is one of the most experienced European car manufacturers in applying the catalyst technology in high-performance cars for the discerning motorist. Using this kind of know-how, BMW offers no less than three catalyst models in the 5 Series alone: BMW 525e, BMW 535i, BMW M 535i. These cars are incidentally also available with a catalyst preparation kit for subsequent conversion.

The BMW 5 Series: A progressive range of outstanding cars in the demanding medium-size class. With all the qualities required by the environment. And all the merits discerning drivers expect of such a car.

**The BMW 5 Series:
Top quality in engine
and chassis design.
Leaders in technology
in the past,
present and future.**

The progressive technology of BMW engines – outstanding is the only word.

Starting with the 518i "basic" model, all BMW 5 Series feature electronic L-Jetronic fuel injection as a decisive contribution to smooth performance and disciplined fuel consumption. The BMW 5 Series features a contact-free hybrid-technology transistorized ignition. On the BMW 525e, 535i, M 535i and M5 the ignition is controlled by Digital Motor Electronics (5).

The most advanced and sophisticated computerized engine control: Digital Motor Electronics.

In 1979 BMW became the world's first car manufacturer to introduce a fully computerized engine control system. Today more than 50% of all BMW models feature this unique system of engine management – in the 5 Series, for example, the 525e, 535i, M 535i and M5. With exact grid control for the fuel/air supply, ignition, warm-up and full-load enrichment, the engine runs perfectly under all conditions.

The BMW inline six:
Enjoying the qualities of first-class motoring refinement from an engine size of just two litres.

Irrespective of its size, the BMW inline six excels through its turbine-like running smoothness. Thus providing a degree of refinement that still sets the standard today. The BMW 5 Series is still second to none in its low interior noise at all speeds. Try it out yourself: Test-drive a BMW 5 Series and its competitors. You will quickly find out how much more the 5 Series has to offer.

An optimum drive system also means a perfectly matched engine and transmission.

A 5-speed gearbox is standard in the 5 Series from the 518i. As an option, the BMW 528i, 535i and M 535i come with a special 5-speed close-ratio sports gearbox (not available for catalyst cars, standard on the M5). A 4-speed overdrive-type automatic transmission with converter lock-up clutch is available as an option from the BMW 520i. This automatic transmission provides a standard of fuel economy comparable to that of the 5-speed overdrive-type manual gearbox. On the 525e and 535i/M 535i this automatic transmission may also be equipped as an option with electronic/hydraulic engine/transmission management (6) with three driving programmes.

The chassis of the BMW 5 Series:
The ideal basis for maximum dynamism, driving safety and motoring comfort.

The chassis of a BMW is always

designed to meet maximum demands. The 520i, for example, has the same elaborately designed chassis and suspension as the 210 DIN kW (286 bhp) M5. This guarantees that the driver of every BMW 5 Series can always count on unique safety reserves. The convincing all-round concept of the 5 Series chassis and suspension is the result of perfect harmony of the patented double-joint spring strut front axle with its slightly positive steering roll radius and the new BMW helical-semi-trailing arm rear axle (semi-trailing arm rear axle on the 518i and 524d). The optimum wheel geometry of the rear axle with helical semi-trailing arms ensures absolutely neutral behaviour irrespective of load, a consistent wheel camber and an improved anti-dive effect when braking. Another example of this high standard is that all 5 Series (except the 518i) have disc brakes on all four wheels (inner-vented at the front). And all models from the 528i feature the ABS anti-lock braking system. Light-alloy wheels are also standard from the 525i, together with new TRX 200/60 HR (525i) and respectively, VR 390 (528i) tyres.

Driving safety BMW-style comes from the optimum handling built into our cars from the outset.

Through its specific handling and behaviour, a BMW gives the driver all the information he needs to remain in control in all situations. Ensuring a superior response in cool, calm and collected style. This provides ideal conditions not only for a dynamic style of motoring but also for easy and above all safe handling in all situations. Together with the optimum streamlining of the BMW 5 Series, the chassis also provides excellent directional stability even in strong cross-winds.

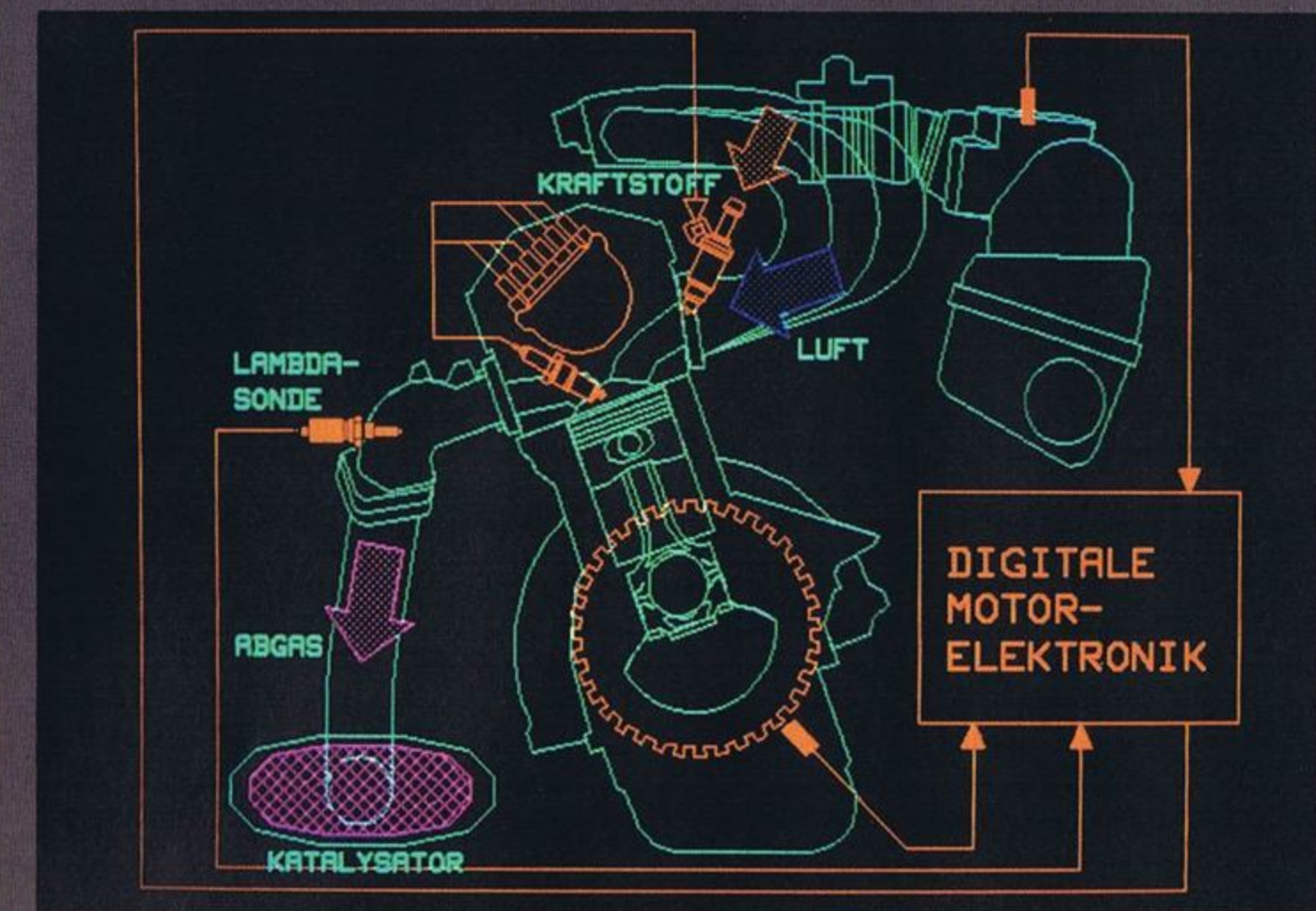


BMW 525i
Optional extras: metallic paintwork, steel sliding/vent roof, rear-view mirror on front passenger's door, headlight wash/wipe, rear-seat head restraints, front and rear spoilers

BMW 525e
 Optional extras: metallic paintwork,
 BMW light-alloy wheels, green heat-insulating
 glass, steel sliding/vent roof, foglamps,
 headlight wash/wipe, radio



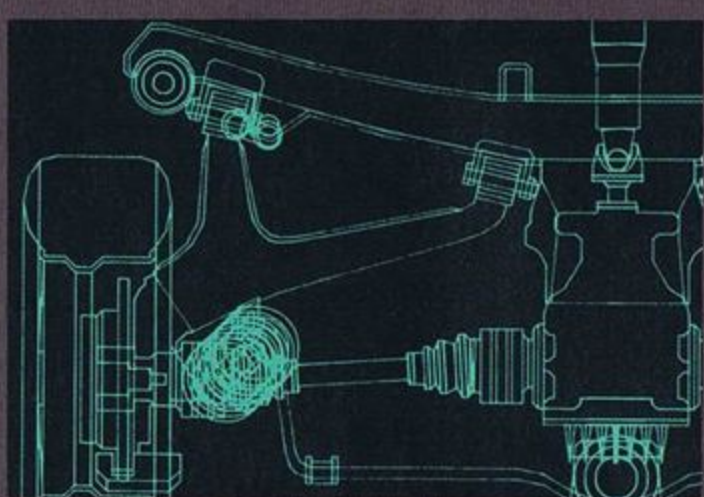
1



5



6



2

This high standard is maintained to the smallest detail:

Examples are the anti-dive and anti-squat effect of the front and rear axle. All brake lines are covered by a plastic coating for optimum rustproofing.

The ABS anti-lock braking system (3) is standard on the 528i, 535i/M 535i and M5, otherwise optional from the 520i.

ABS consists of a speed sensor for each wheel and an electronic control unit for processing the speed data. This is supplemented by a hydraulic unit which, via the electronic system, controls brake pressure individually for each




3

wheel. As soon as a wheel threatens to lock, the control unit reduces the hydraulic pressure and the wheel can once again rotate more quickly to avoid locking. This control system works independently of the pressure on the brake pedal. In emergencies, therefore, the driver may and should apply the brakes with full pressure.



4



7

Photo 7 presents the engine of the BMW 525e.



8

BMW light-alloy wheels (8) reduce the unsprung weight of the vehicle. This provides a better response of the springs and shock absorbers and further improves the car's roadholding.

**Exemplary in its design,
perfect in its ergonomomy
and functions:
The cockpit of the
BMW 5 Series.**

BMW cockpits have set the standard in motoring for many years. Which is why the cockpit and instrument panel of the 5 Series is also the result of maximum demands in ergonomomy, function and design. The instrument panel is arranged in a slightly concave shape around the driver's seat and the secondary panel with the heating and radio also faces towards the driver. Being fully adjustable for reach, the steering wheel ensures perfect visibility of the instruments. All instruments, warning lights and controls are arranged sensibly and clearly without the risk of confusion. Naturally, all important levers and switches are marked by illuminated, clearly distinguishable symbols. The switch for operating the electrically adjustable rear-view mirror is housed conveniently in the armrest on the driver's door and also serves for adjusting the rear-view mirror on the off door available as an option. The result is a high standard of functional quality serving above all to provide perfect communication between the driver, his car and the surroundings. Thus enabling the driver to relax at the wheel and react quickly and safely whenever required.



BMW 535i
Optional extras: leather upholstery, electric seat adjustment, electric window lifts front and rear, second-generation on-board computer, air conditioning

Intelligent BMW cockpit technologies. Providing better information for the driver and more safety for everybody.

BMW cockpit electronics: The driver with more information is the better driver.

Dedication at the wheel and a feeling of responsibility always belong together. To give the driver ideal conditions for such a style of dedicated motoring, BMW has developed progressive cockpit systems relieving the driver of many routine chores and offering maximum safety on the road. Because these systems allow the driver to concentrate on the essential – on the traffic around him. And through their functions, these technologies also help to enhance the joy of motoring.

Having realised the great potential of electronics at a very early point, BMW uses this modern technology also in the cockpit. Wherever conventional systems would either not provide the same function or would not even work at all. In the meantime other manufacturers have also recognised the advantages offered by these systems and are following our example step by step. Even manufacturers who rejected electronics so far are therefore now trying to make up for lost time. But if you don't want to wait so long, BMW can offer you everything today that other cars will not have until tomorrow: Electronic cockpit systems to make motoring even safer and more economical.

BMW Service Interval Indicator. So that you decide when your car needs servicing.

This absolutely unique control system is standard in all BMWs. Depending on your style of driving the electronic control unit of the BMW Service Interval Indicator (7) applies engine speed, engine temperature and mileage covered, a time factor and the number of starts in order to determine the car's specific running conditions. And then shows the driver when the car requires service or an oil change.

BMW Check/Control. The automatic way to extra safety.

This safety system constantly monitors important vehicle functions and provides an immediate indication of possible deficiencies. It checks the low-beam headlights, rear lights, number plate illumination, stop lights, coolant level, screenwasher reservoir level, engine oil level and the airbag (1). The Check/Control (8) introduced by BMW back in 1976 therefore makes sure that a BMW will never become a safety risk for its driver and others, for example if the brake or rear lights are defective (standard from the 525i).

BMW Energy Control. Driving more consciously also means driving more efficiently.

The Energy Control fuel consumption

gauge comes as standard from the BMW 520i (optional on the 518i, not possible on the 524d/524td). This instrument shows you exactly in ltr/100 km how much fuel your car is currently consuming. The BMW Energy Control is therefore far superior to similar instruments such as so-called econometers. Comparisons have shown that this highly accurate fuel consumption gauge can help the driver improve fuel economy by a substantial margin. And the Energy Control immediately shows the effect of the coasting cut-off: zero fuel consumption.

BMW on-board computer. With anti-theft security, icy roads warning and many other functions.

The third-generation BMW on-board computer (5) with remote control from the left steering wheel stalk is available for all 5 Series (except the 524d/524td).

BMW power steering and automatic transmission for even greater motoring comfort.


The BMW power steering (standard from the 520i) varies its servo assistance in accordance with engine speed: with maximum assistance when parking and noticeably less assistance at high speeds. This guarantees good directional stability, a perfect feel for the road and accurate steering with optimum response to the steering wheel.


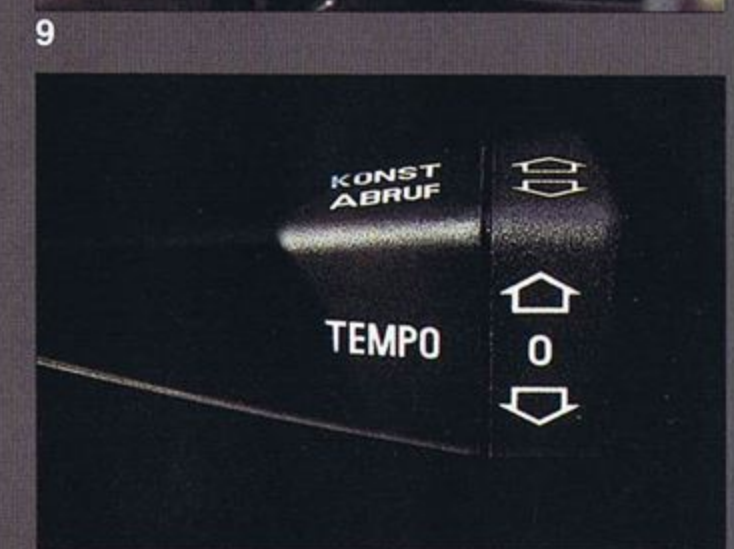



Air conditioning for the BMW 5 Series.

The air conditioning available as an option ensures a particularly pleasant temperature inside the passenger compartment irrespective of weather conditions (11). The installation of this air conditioning for fatigue-free motoring was already considered when the ventilation ducts and air flow were originally planned and designed.

The airbag: For optimum protection should the worst come to the worst.

The airbag is made of rubber-coated nylon fabric. Folded up out of sight in the steering wheel, this passive safety system is in a constant state of readiness. A highly sensitive system consisting of three mechanical deceleration sensors actuates the airbag operation circuit as soon as the front end of the car exceeds an exactly defined impact limit. The airbag is then inflated by a gas generator within fractions of a second, thus acting as a protective air cushion between the driver and the steering wheel. This greatly reduces the risk of head injury as long as the driver is wearing his seat belt.






1
Optional extras:
Photo 1: airbag, cruise control, automatic transmission, air conditioning, BMW BAVARIA ELECTRONIC radio, electric window lifts
Photo 2: BMW leather sports steering wheel
Photo 5: on-board computer
Photo 6: 5-speed sports gearbox
Photo 9: BMW Sound System
Photo 10: cruise control for manual gearbox and automatic transmission
Photo 11: air conditioning
Large photo page 19
Optional extras:
air conditioning, BMW Energy Control, headlight range control



2



3



5

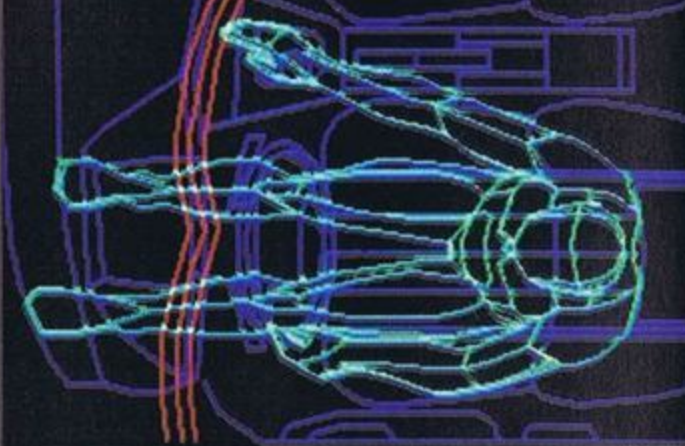


7



12

The perfect ergonomics of the BMW cockpit results from thorough research and development. Figs 3 and 4 present the results of studies for determining the driver's actions in operating the controls. 95% of all drivers are able to reach the controls and instruments within the range contours shown in the drawing.



4




6

It goes without saying that a make with the dynamic and individual style of a BMW helps discerning drivers fulfill their specific wishes for sporty motoring not only in the choice of their car. Which is why BMW M Style offers a wide range of sporty wear and exclusive accessoires (12). Just contact your BMW dealer for further information.

The interior of the BMW 5 Series: Ideal for relaxed motoring absolutely free of fatigue.

Starting with the 518i "basic" model, BMW offers a supreme standard of seating comfort: All 5 Series are fitted with a steering wheel adjustable for reach and a driver's seat with height and backrest angle adjustment. This individual adjustment of seat height guarantees optimum visibility for efficient motoring. And the individual adjustment of the seat bottom angle provides maximum relaxation at the wheel without fatigue. The standard of quality already available in this class of motoring is shown by the fact that electric seat adjustment for the driver and front seat passenger is available as an option from the 525i. This electric control combines all the merits of BMW seats adjustable for height and angle with exemplary comfort: Simply by pressing a button, the seats may be adjusted electrically for reach, height and angle and the headrests set at the most suitable level. Like the outer seat belt anchorages, the seat belt lock is fitted to the side of the seat and can be opened and closed with one hand. This keeps the seat belts in an ideal position around the driver's and front passenger's hips and guarantees that this favourable seat belt geometry will be maintained in all seat positions. An equally important advantage is that the seat belts can be adjusted for height on the central roof column. Three-point inertia-reel seat belts and headrests on the front seats adjustable for height and detachable are standard on all models. The angle of the headrests is individually adjustable. The 4-spoke safety steering wheel has an improved central boss and 4 large horn buttons. The rim, spokes and boss are integrally padded. The BMW 535i/M 535i and M5 feature the M-Technic leather sports steering wheel as standard.



3
Optional extras
Photo 1, BMW 528i:
electric window lifts front and rear, electric seat
adjustment, air conditioning, on-board
computer, BMW Sound System, rear-view mirror
on front passenger's door, radio

Photo 2, BMW 525e:
metallic paintwork, Shadow-Line finish,
automatic transmission, electric window lifts,
centre armrests at the front

Photo 4: electric window lifts

The appointments and fittings of the BMW 5 Series: Fulfilling maximum demands in aesthetic design, comfort and safety.

The interior of the 5 Series provides a perfect match for the paintwork. The upper half of the instrument panel and the window-sills are either nutria, dark pine green or anthracite in colour. From the 518i the door panels are covered with Country fabric upholstery also featured on the seats with single-colour side strips. The 525i - M 535i come as standard with high-quality nylon flock upholstery. The sills are padded, the cover beneath the instrument panel with the built-in glove compartment serves to protect your knees and comes in a matching colour to fit the interior. The frame of the centre console is foam-padded, the floor carpet (which is in velour quality from the 520i) is extended upwards at the sides, the centre console extends to the back on all models and the handbrake pivot is covered at the top and sides.

It goes without saying that the driver and passengers enjoy maximum comfort and fatigue-free driving conditions. As an example, the upholstery and springs on all seats are specially designed to provide a perfect match for the car's suspension. Contoured front-seat backrests help to give the passengers at the rear more than ample space. The seat belt locks are recessed in the rear seats to maintain an ideal seating position. The heating and ventilation system is designed to provide optimum motoring comfort also for the rear-seat passengers.

A separate heating system for the rear seats comes as standard, providing maximum motoring comfort and a constant temperature throughout the entire passenger compartment. The electronic temperature control (standard from the 520i) automatically maintains a preselected temperature between 16 and 32°C irrespective of engine speed. Even when operating at low speed (and, accordingly, low noise), the three-stage high-performance blower provides a substantial air output.

Choose a pleasant temperature in advance. With the auxiliary heater featuring digital temperature preselection.

As an option, the BMW 5 Series is available with hotair auxiliary heating. With the digital preselection unit, the temperature inside the passenger compartment can be set in advance at the desired level.

A wide range of standard fittings and appointments for genuine motoring comfort.

The BMW 5 Series comes with a carefully conceived range of fittings and appointments. From the BMW 520i, for example, the rear-seat passengers enjoy the comfort of a centre armrest (3). And from the BMW 525i the rear

seats have individual body contour (1, 3). Head restraints are available as an option, and headroom in the rear is almost the same as in the large BMW. The luggage compartment of the 5 Series is now even larger and ensures good practical use through the smooth and uncluttered side and bottom panels (4). The car jack, warning triangle and first-aid kit (optional) are kept in stowage boxes at the side. From the 520i the luggage compartment is finished with fleece carpeting.

The maximum load has been increased to 510 kg (490 kg on automatic transmission models).

BMW special equipment:
Fulfilling the wishes of the individualist.



BMW offers a wide range of special equipment at extra charge to provide an even higher standard of individuality for the discerning motorist. For further details of the various items available, please ask your BMW dealer.

BMW 520i
Optional extras: metallic paintwork, steel sliding/vent roof, rear-view mirror on front passenger's door, no model designation, radio, BMW Sound System, electric window lifts





1
 Photo 1
 BMW 535i
 Optional extras: electric window lifts,
 electric seat heating, BMW Sound System



9
 Optional extras:
 Photos 2, 3: leather upholstery
 Photo 5: electric steel sliding/vent roof,
 also with glass insert
 Photo 6: BMW sports seats with electric seat
 adjustment, leather sports steering
 wheel, electric window lifts, air
 conditioning, radio
 Photo 7: centre armrests at the front
 Photo 8: large toolkit

**The BMW 5 Series.
With the power of the
fastest. The technology
of the best.
And the intelligence
of a new age.**

Choosing a BMW 5 Series is a particularly progressive way of showing your individual style. Because people who buy the better car also in the interest of the world we live in have something very special: a better understanding of what really counts.

Freedom means responsibility.
And a greater awareness in progressive, conscientious motoring.

BMW automotive technology shows that it is indeed possible to solve the problems of today and tomorrow. And to make the automobile compatible with its environment.

BMW's success in many highly competitive markets also proves that an increasing number of demanding purchasers regard a BMW, through its concept and technical features, as the appropriate answer to the challenges of today and tomorrow.

To an increasing extent, BMW has therefore become the symbol of successful individualists who expect more than just first-rate quality in the car of their choice. Because through their style and character, BMW cars are the ideal match for the demanding individualist not willing to accept any compromises.

Expensive cars are justified only if they spell out progress not just for the owner, but for society as a whole.

Whereas an expensive car that just offers well-built conventional technology is simply not enough for the discerning purchaser nowadays.

So judge the quality of new cars from this perspective, too. In that case you will agree even more that choosing a BMW is now more appropriate than ever before.

Your BMW dealer will be happy to advise you on all purchasing, financing and leasing terms.



BMW 525i
Optional extras: metallic paintwork,
BMW light-alloy wheels, front and rear spoiler,
rear-view mirror on front passenger's door,
radio, rear-seat head restraints

Specifications – BMW 518i

Bodywork

4-door saloon, monocoque all-steel bodywork welded to the floor assembly, torsionally rigid safety cell on all planes, front and rear crumple zones with predetermined deformation, integrated roof crossbar, all-round body reinforcement

Dimensions, Weights

Length 4620 mm, width 1700 mm, height (unladen) 1415 mm; wheelbase 2625 mm, track, front 1430 mm, rear 1470 mm, turning circle 10.5 m; elbow width, front 1392 mm, rear 1378 mm

Absolute luggage compartment capacity approx 640 ltr, to VDA standard approx 460 ltr; fuel tank 70 ltr

Weight, unladen 1160 kg plus 75 kg driver's weight in accordance with EEC directive 70/156, max permissible weight 1670 kg

Max permissible load 510 kg, max permissible roof load 75 kg

Max permissible trailer load, braked 1200 kg up to max 12% incline, unbraked 500 kg (increase in trailer load possible; contact your BMW dealer for information)

Engine

Water-cooled, 4-cylinder, 4-stroke inline engine, longitudinally mounted and inclined, light-alloy cylinder head, crossflow principle, spherical combustion chamber; overhead camshaft with 3 bearings, crankshaft running in 5 bearings with 4 counter-weights; engine mounts with vibration damper, temperature and speed-controlled viscous fan. Electronic fuel injection system, L-Jetronic, with coasting cut-off, metered air intake. Engine completely sealed at the bottom by floor plate

Capacity, effective 1766 cc

Output 77 DIN kW (105 bhp) at 5800 rpm; torque 145 Nm at 4500 rpm; compression ratio 9.5:1

Transmission, Suspension, Brakes

Hydraulically actuated single plate dry clutch with plate spring, torsional damper and automatic adjustment for wear;

5-speed gearbox: I 3.72; II 2.02; III 1.32; IV 1.00; V 0.80; R 3.45; final drive ratio 4.10:1

Standard drive (engine at the front, driving wheels at the rear)

Front suspension: Independent wheel suspension on double-joint spring strut axle, displaced arrangement (displaced camber) with coil springs (compensation of transverse forces by eccentric arrangement) and rubber auxiliary springs; stabilizer bar

Rear suspension: Independent wheel suspension on semi-trailing arms, spring struts with coil springs and rubber auxiliary springs

Safety steering column, adjustable for reach

BMW 5 1/2 J x 14 steel wheels with full covers, 175 R14 steel radial-ply tyres

Diagonal twin-circuit braking system with brake servo; front: fist-calliper disc brakes, sensor for brake lining wear indicator on front left wheel rear: drum brakes with automatic pad wear compensation and asbestos-free brake lining, handbrake acting mechanically on rear wheels

Performance, Fuel Consumption

Top speed 175 km/h

Acceleration from 0 to 100 km/h in 12.6 sec

Standing-start kilometre in 34.0 sec

| Fuel consumption in ltr/100 km to DIN 70030 Part 1, premium-grade fuel | 5-speed gearbox |
|--|-----------------|
| at a constant 90 km/h | 6.1 |
| at a constant 120 km/h | 8.0 |
| in city traffic | 9.9 |

BMW 520i (modifications and/or additional features vs BMW 518i)

Track, rear 1460 mm

Weight, unladen 1270 kg (automatic transmission model 1290 kg), max permissible weight 1780 kg (automatic transmission model 1800 kg), max permissible trailer load, braked 1400 kg up to max 12% incline

Water-cooled, 6-cylinder, 4-stroke inline engine, camshaft with 7 bearings, crankshaft running in 7 bearings with 12 counter-weights

Capacity, effective 1990 cc; output 95 DIN kW (129 bhp) at 6000 rpm, torque 174 Nm at 4000 rpm; compression ratio 9.8:1

Clutch with over-centre spring

5-speed gearbox with synchromesh also on reverse gear final drive ratio 4.10:1 (automatic transmission model 3.91:1)

Helical-semi-trailing arm rear axle with trailing arms swept back by 13° and auxiliary trailing arms for anti-squat effect when accelerating

Power-assisted steering with varying power assistance according to engine speed

6 J x 14 steel wheels with flush wheel covers, 195/70 R 14 H steel radial-ply tyres

Vented disc brakes at the front; rear: fist-calliper disc brakes, sensor for brake lining wear indicator on rear right wheel, handbrake acting mechanically on rear wheels

Top speed 190 km/h (automatic transmission model 184 km/h)

Acceleration from 0 to 100 km/h in 11.4 sec (automatic transmission model 13.3 sec)

Standing-start kilometre in 32.6 sec (automatic transmission model 35.0 sec)

| Fuel consumption in ltr/100 km to DIN 70030 Part 1, premium-grade fuel | 5-speed gearbox | 4-speed automatic transmission with 4th overdrive gear |
|--|-----------------|--|
| at a constant 90 km/h | 6.7 | 6.4 |
| at a constant 120 km/h | 8.7 | 8.3 |
| in city traffic | 12.1 | 11.4 |

BMW 525e (modifications and/or additional features vs BMW 518i)

Weight, unladen 1280 kg (automatic transmission model 1290 kg), max permissible weight 1780 kg (automatic transmission model 1800 kg), max permissible trailer load, braked 1400 kg up to max 12% incline

Water-cooled, 6-cylinder, 4-stroke inline engine, camshaft with 7 bearings, crankshaft running in 7 bearings with 12 counter-weights

Capacity, effective 2693 cc; output 99 DIN kW (135 bhp) at 6000 rpm, torque 200 Nm at 4000 rpm; compression ratio 9.8:1

Clutch with over-centre spring

5-speed gearbox with synchromesh also on reverse gear final drive ratio 4.10:1 (automatic transmission model 3.91:1)

Helical-semi-trailing arm rear axle with trailing arms swept back by 13° and auxiliary trailing arms for anti-squat effect when accelerating

Power-assisted steering with varying power assistance according to engine speed

6 J x 14 steel wheels with flush wheel covers, 195/70 R 14 H steel radial-ply tyres

Vented disc brakes at the front; rear: fist-calliper disc brakes, sensor for brake lining wear indicator on rear right wheel, handbrake acting mechanically on rear wheels

Top speed 190 km/h (automatic transmission model 184 km/h)

Acceleration from 0 to 100 km/h in 11.4 sec (automatic transmission model 13.3 sec)

Standing-start kilometre in 32.2 sec (automatic transmission model 35.0 sec)

| Fuel consumption in ltr/100 km to DIN 70030 Part 1, premium-grade fuel | 5-speed gearbox | 4-speed automatic transmission with 4th overdrive gear |
|--|-----------------|--|
| at a constant 90 km/h | 6.7 | 6.4 |
| at a constant 120 km/h | 8.7 | 8.3 |
| in city traffic | 12.1 | 11.4 |

55 Ah battery

66 Ah battery

*The unladen weight, as quoted, applies to cars with standard equipment. Optional extras increase the unladen weight and reduce the maximum permissible load accordingly.

Transmission model 1300 kg), max permissible weight 1790 kg

Weight, unladen 1310 kg (automatic transmission model 1330 kg),
max permissible weight 1820 kg (automatic transmission model 1840 kg)
Max permissible trailer load, braked 1500 kg up to max 12% incline

Weight, unladen 1340 kg (automatic transmission model 1360 kg),
max permissible weight 1850 kg (automatic transmission model 1870 kg)

Engine, camshaft with 4 bearings, crankshaft running in 7 bearings with 12 counter-weights,
Electronics (Bosch Motronic) with electronic, grid-controlled ignition and grid-controlled, air-volume-metered
and automatic choke, fuel supply cut-off when coasting, electronic idle speed control
DIN kW (129 bhp) at 4250 rpm, torque 240 Nm at 3250 rpm, compression ratio 10.2:1
(129 bhp) at 4250 rpm, torque 230 Nm at 3250 rpm, compression ratio 9.0:1

L-Jetronic electronic fuel injection with coasting cut-off and air-volume-metered control

Capacity, effective 2494 cc; output 110 DIN kW (150 bhp) at 5500 rpm, torque 215 Nm at 4000 rpm;
compression ratio 9.6:1

Capacity, effective 2788 cc; output 135 DIN kW (184 bhp) at 5800 rpm, torque 240 Nm at 4200 rpm;
compression ratio 9.3:1

4.6; final drive ratio 2.93:1 (automatic transmission model 3.07:1)

Final drive ratio 3.46:1

Stabilizer bars at front and rear (front stabilizer bar reinforced)

165 TR 390 light-alloy wheels with 200/60 R 390 H steel radial-ply tyres

200/60 VR 390 steel radial-ply tyres
ABS anti-lock braking system, brake pressure governor on rear axle

Transmission model 184 km/h)
0-100 km/h (automatic transmission model 12.2 sec)
Standing-start kilometre (automatic transmission model 33.7 sec)

Catalyst model:
188 km/h (183km/h)
11.3 sec (13.1 sec)
32.7 sec (34.5 sec)

Top speed 201 km/h (automatic transmission model 195 km/h)
Acceleration from 0 to 100 km/h in 9.8 sec (automatic transmission model 11.9 sec)
Standing-start kilometre in 31.0 sec (automatic transmission model 33.1 sec)

Top speed 215 km/h (automatic transmission model 208 km/h)
Acceleration from 0 to 100 km/h in 8.4 sec (automatic transmission model 10.8 sec)
Standing-start kilometre in 29.4 sec (automatic transmission model 31.6 sec)

| 5-speed gearbox | 4-speed automatic transmission with 4th overdrive gear | Fuel consumption in ltr/100 km to DIN 70030 Part 1, standard-grade fuel, unleaded |
|-----------------|--|---|
| 5.8 | 6.0 | 6.3 (6.3) |
| 7.4 | 7.5 | 8.4 (8.3) |
| 11.0 | 11.3 (11.2 with EH control) | 11.8 (11.9) |

| Fuel consumption in ltr/100 km to DIN 70030 Part 1, premium-grade fuel | 5-speed gearbox | 4-speed automatic transmission with 4th overdrive gear |
|--|-----------------|--|
| at a constant 90 km/h | 7.1 | 7.0 |
| at a constant 120 km/h | 9.2 | 9.2 |
| in city traffic | 13.7 | 13.8 |

| Fuel consumption in ltr/100 km to DIN 70030 Part 1, premium-grade fuel | 5-speed gearbox | 4-speed automatic transmission with 4th overdrive gear |
|--|-----------------|--|
| at a constant 90 km/h | 7.0 | 6.9 |
| at a constant 120 km/h | 9.0 | 9.0 |
| in city traffic | 14.7 | 14.9 |

Brown heat-insulating glass all round

Compartment lid

All-round door upholstery, velour carpet in lower section

Nylon flock luxurious seat upholstery
Rear seats with individual body contour, net pockets in matching interior colour on the front seats backrests

Foglamps integrated in the front air dam, second rear fog warning light

Check/Control with active display, integrated above the windscreen, automatic verification of the following functions when the ignition key is turned:
low-beam headlights, tail lights, number plate light, stop lights, coolant level, screenwasher level, engine oil level; central indicator light in the instrument cluster

Delay switch for interior light

55 Ah battery

BMW 535i (modifications and/or additional features vs BMW 528i)

Width 1710 mm, height (unladen) 1397 mm; wheelbase 2628 mm

Weight, unladen 1370 kg (automatic transmission model 1390 kg), max permissible weight 1880 kg (automatic transmission model 1900 kg)

Combustion chamber with special contour around spark plugs; long-life exhaust, engine oil/air cooler.

Second-generation Digital Motor Electronics (Bosch Motronic) with electronic, grid-controlled ignition and grid-controlled, air-metered fuel injection; warm-up control grid, electronic idle speed control

Capacity, effective 3430 cc; output 160 DIN kW (218 bhp) at 5500 rpm, torque 310 Nm at 4000 rpm, compression ratio 10.0:1 (Catalyst model: output 136 DIN kW (185 bhp) at 5400 rpm, torque 290 Nm at 4000 rpm; compression ratio 8.0:1)

I 3.83; II 2.20; III 1.40; IV 1.00; V 0.81; R 3.71; final drive ratio 3.07:1 (catalyst model: final drive ratio 3.25:1), reinforced final drive
Sports-tuned suspension with gas pressure shock absorbers

Limited-slip differential with 25% locking action
BMW 165 TR 390 cast light-alloy wheels in M-Technic styling and with lockable wheel bolts, 220/55 VR 390 low profile tyres

Top speed 225 km/h (automatic transmission model 219 km/h)
Acceleration from 0 to 100 km/h in 7.2 sec (automatic transmission model 8.9 sec)
Standing-start kilometre in 28.0 sec (automatic transmission model 29.5 sec)

| Fuel consumption in ltr/100 km to DIN 70030 Part 1, premium-grade fuel | 5-speed gearbox | 4-speed automatic transmission with 3 driving programmes and electronic/hydraulic control |
|--|-----------------|---|
| at a constant 90 km/h | 7.3 | 7.1 |
| at a constant 120 km/h | 9.3 | 9.1 |
| in city traffic | 15.0 | 15.9 |

Catalyst model:
212 km/h (automatic transmission model 207 km/h)
7.9 sec (automatic transmission model 9.9 sec)
29.0 sec (automatic transmission model 30.4 sec)

| Fuel consumption in ltr/100 km to DIN 70 030 Part 1, standard-grade fuel, unleaded |
|--|
| 8.0 (8.4) |
| 10.3 (10.6) |
| 15.8 (17.0) |

Ornamental stripes at the side; wheel cutout flares front and rear, windscreen wiper arm on driver's side with wind deflector
Limited choice of paintwork colours

Sports steering wheel in M-Technic styling, leather gear stick knob and gaiter

Large tool box beneath cover in the luggage compartment lid

66 Ah battery

The models shown are fitted according to the specifications applicable in West Germany. According to the requirements of particular export markets, alterations in models, standard and optional equipment, as described in the text and illustrations, may occur. For precise information, please contact your BMW importer or dealer. Subject to change in design and technical features.

© BMW AG, Munich/West Germany
Not to be reproduced wholly or in part without written permission of BMW AG, Munich

6 11 05 07 20
2/86 VM
Printed in West Germany 1986



BMW 535i
Optional extras: metallic paintwork, Shadow-Line finish, steel sliding/vent roof, forged BMW light-alloy wheels with low-profile tyres, green heat-insulating glass, rear-view mirror on front passenger's door, radio